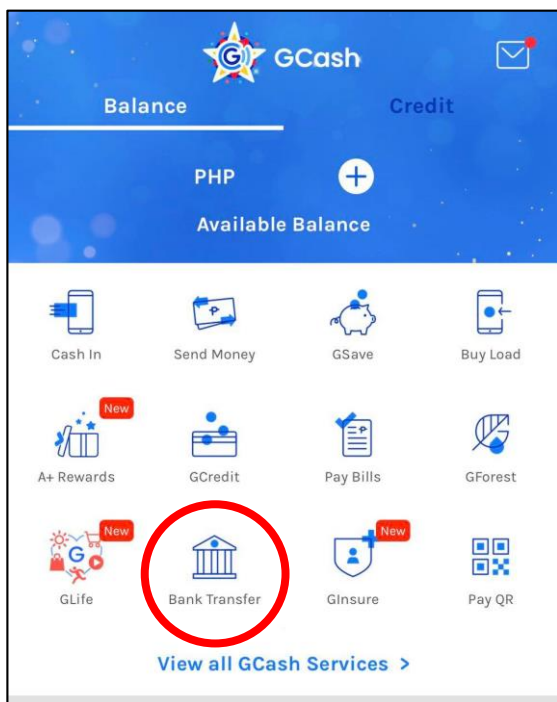



# Guide for Bank Transfer via GCash, GrabPay, or PayMaya

## via GCash


### STEP 1 Tap "Bank Transfer"



### STEP 2 Select **Security Bank** among partner banks



### STEP 3 Encode the details of the account

 Security Bank Corporation

Enter Amount

PHP

0.00

Maximum of PHP 50,000.00

Account Name

UNIVERSITY OF SANTO TOMAS

Account Number

0171008012001

Send Receipt to

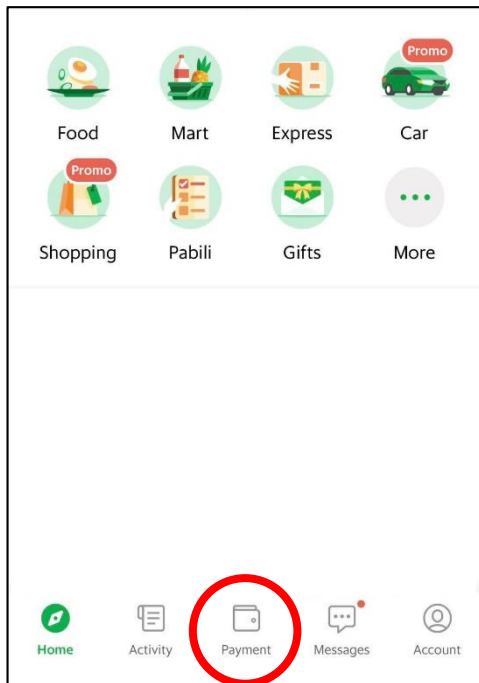
Enter Email (Optional)

A PHP 15.00 fee will be charged per transaction.

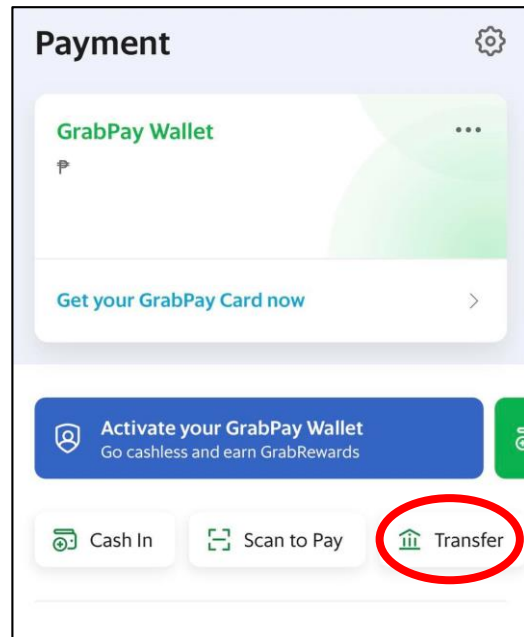
SEND MONEY

## via GrabPay

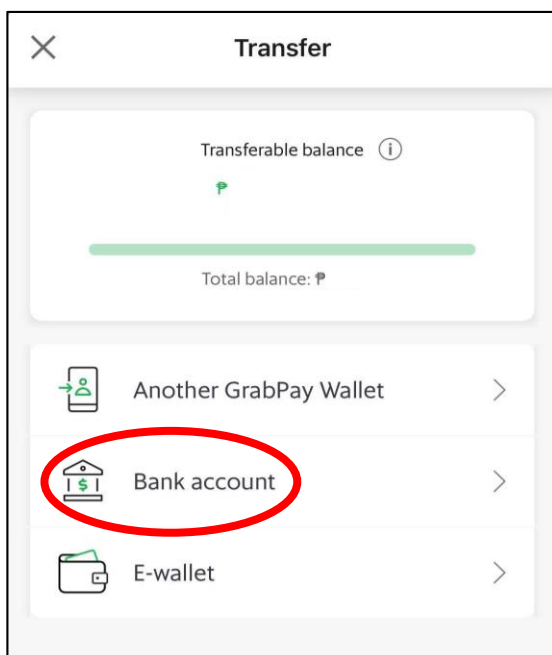
### STEP 1 Tap "Payment" tab



### STEP 2 Tap "Transfer"



### STEP 3 Tap "Bank account"



### STEP 4

In the next screen, select Security Bank, then encode the details of UST's bank account and the amount for transfer. Tap Send once done.

## via PayMaya

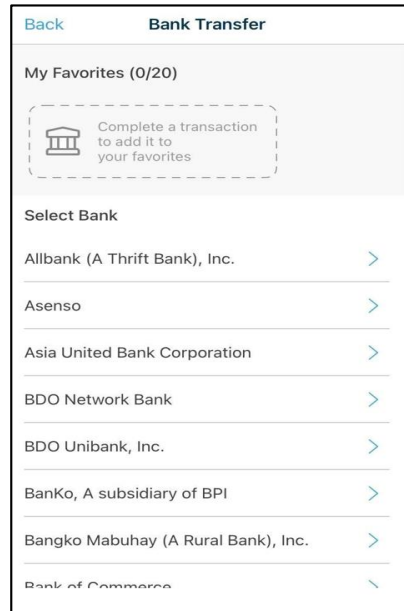
### STEP 1

Tap **"Bank Transfer"** in the home screen



### STEP 2

Select **Security Bank** from the drop-down menu



### STEP 3

Input the amount and required details.  
Tap **"continue"**

The screenshot shows the 'Security Bank Corporation' screen. At the top, there's a 'Back' button, the title 'Security Bank Corporation', and a 'Continue' button. Below this is a section for 'PHP' with a text input field. A note says 'Transfer Fee may apply.' Below that is a 'Transfer' button. The 'Account Details' section has four text input fields. At the bottom, there's a 'Recipient Mobile Number (optional)' text input field.

### STEP 4

**Review** your Send Money transaction details and tap **"Send"**

The screenshot shows the 'Confirmation' screen. At the top, there's a 'Back' button, the title 'Confirmation', and a 'Send' button. Below this is a section for 'PHP' with a text input field. A note says 'Transfer Fee: PHP 15.00'. The 'instaPay' logo is displayed. Below that, the transaction details are shown: Bank (Security Bank Corporation), Account Number, Account Name, and Purpose (Transfer). At the bottom, there's a disclaimer: 'Please ensure all information is correct. Tapping the "Send" button means that you have validated all information and confirms it to be correct.'

**Note:** A confirmation message will be sent in the app and via SMS for your successful transaction.

**UST BANK ACCOUNT DETAILS**

Account Name: **University of Santo Tomas**  
Bank Name: **Security Bank Corporation - UST Branch**  
Account Number: **0171-008012-001**  
Swift Code: **SETCPHMM**